

Introductory sub-table (I)(a)

Name of the Company: **ARIHANT AVENUES AND CREDIT LIMITED**

Scrip Code, Name of the scrip, class of security: **531553 EQUITY SHARES**

Quarter ended: **31ST MARCH, 2014**

	As a % of total	
Partly paid-up shares:-	No. of partly paid-up shares	no. of partly paid-up shares
		As a % of total no. of shares of the company

Held by promoter/promoter group	0	0
Held by public	0	0
Total - D	0	0

	As a % of total no. of outstanding convertible securities	
Outstanding convertible securities:-	no. of outstanding securities	As a % of total no. of shares of the company, assuming full conversion of the convertible securities


Held by promoter/promoter group	0	0
Held by public	0	0
Total - E	0	0

	As a % of total no. of warrants	
Warrants:-	No. of warrants	As a % of total shares of the company, assuming full conversion of warrants

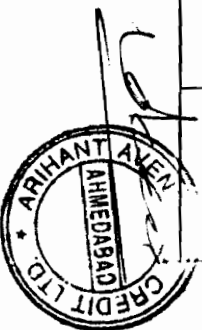
Held by promoter/promoter group	0	0
Held by public	0	0
Total - F	0	0

Total paid-up capital of the company, assuming full conversion of warrants and convertible securities

7315500



2	Foreign										
a	Individuals (Non-Residents Individuals/ Foreign Individuals)	0.00	0.00	0.00	0.00	0.00	0.00	0.00	0.00	0.00	0.00
b	Bodies Corporate	0.00	0.00	0.00	0.00	0.00	0.00	0.00	0.00	0.00	0.00
c	Institutions	0.00	0.00	0.00	0.00	0.00	0.00	0.00	0.00	0.00	0.00
d	Any Others(Specify)	0.00	0.00	0.00	0.00	0.00	0.00	0.00	0.00	0.00	0.00
d-i		0.00	0.00	0.00	0.00	0.00	0.00	0.00	0.00	0.00	0.00
d-ii		0.00	0.00	0.00	0.00	0.00	0.00	0.00	0.00	0.00	0.00
	Sub Total(A)(2)	0	0	0	0	0.00	0.00	0	#DIV/0!		
	Total Shareholding of Promoter	16	3518800	3518800	48.09	48.09	0	0.00			
(B)	Public shareholding										
1	Institutions										
(a)	Mutual Funds/ UTI	0	0	0	0.00	0.00	0.00	0.00			
(b)	Financial Institutions/ Banks	0	0	0	0.00	0.00	0.00	0.00			
(c)	Central Government/ State Government(s)	0	0	0	0.00	0.00	0.00	0.00			
(d)	Venture Capital Funds	0	0	0	0.00	0.00	0.00	0.00			
(e)	Insurance Companies	0	0	0	0.00	0.00	0.00	0.00			
(f)	Foreign Institutional Investors	0	0	0	0.00	0.00	0.00	0.00			
(g)	Foreign Venture Capital Investors	0	0	0	0.00	0.00	0.00	0.00			
(h)	Any Other (specify)	0	0	0	0.00	0.00	0.00	0.00			
(h-i)					0.00	0.00	0.00	0.00			
(h-ii)					0.00	0.00	0.00	0.00			
	Sub-Total (B)(1)	0	0	0	0.00	0.00	0.00	0.00			



B 2	Non-institutions																		
(a)	Bodies Corporate	5	2970	2970		0.04	0.04												
(b)	Individuals					0.00	0.00												
	Individuals - i. Individual shareholders holding nominal share capital up to Rs 1 lakh	2487	614830	61830		8.40	8.40												
I	ii. Individual shareholders holding nominal share capital in excess of Rs. 1 lakh.	53	3180700	1060900		43.47	43.47												
(c)	Any Other (specify)					0.00	0.00												
(c-i)						0.00	0.00												
(c-ii)						0.00	0.00												
	Sub-Total (B)(2)	2545	3798500	1125700		51.91	51.91												
(B)	Total Public Shareholding (B) = (B)(1)+(B)(2)	2545	3798500	1125700		51.91	51.91												
	TOTAL (A)+(B)	2561	7317300	4644500		100.00	100.00												
(C)	Shares held by Custodians and against which Depository Receipts have been issued																		
1	Promoter and Promoter Group	0	0	0		0	0.00												0.00
2	Public	0	0	0		0	0.00												
	Sub-Total (C)	0	0	0		0	0												
	GRAND TOTAL (A)+(B)+(C)	2561	7317300	4644500		100.00	100.00												0.00



(D)(b) Statement showing holding of securities (including shares, warrants, convertible securities) of persons belonging to the category "Promoter and Promoter Group"

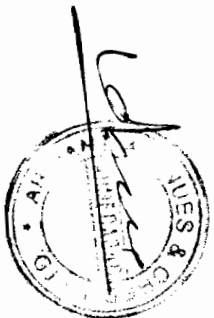
Sr. No.	Name of the shareholder	Details of Shares held			Encumbered shares (*)			Details of warrants			Details of convertible securities		Total shares (including underlying shares assuming full conversion of warrants and convertible securities) as a % of diluted share capital
		Number of shares held	As a % of grand total (A)+(B)+(C)	No.	As a percentage	As a % of grand total (A)+(B)+(C) of sub-clause (D)(a)	Number of warrants held	As a % of total number of warrants of the same class	Number of convertible securities held	As a % of total number of convertible securities of the same class			
	(ii)	(iii)	(iv)	(v)	(vi) = (v)/(iii)*100	(vii)	(viii)	(ix)	(x)	(xi)	(xii)		
1	Krishna Awtar J. Kabra	228000	3.12	0	0.00	0.00	0	0	0	0	228000		
2	Krishna Awtar J Kabra, HUF	200000	2.73	0	0.00	0.00	0	0	0	0	200000		
3	Satyanarayan J Kabra	230000	3.14	0	0.00	0.00	0	0	0	0	230000		
4	Satyanarayan J Kabra HUF	149800	2.05	0	0.00	0.00	0	0	0	0	149800		
5	Jagannath R Kabra	327000	4.47	0	0.00	0.00	0	0	0	0	327000		
6	Jagannath R Kabra, HUF	320000	4.37	0	0.00	0.00	0	0	0	0	320000		
7	Gulabdevi Kabra	328000	4.48	0	0.00	0.00	0	0	0	0	328000		
8	Sarojidevi Kabra	328000	4.48	0	0.00	0.00	0	0	0	0	328000		
9	Mayadevi Kabra	328000	4.48	0	0.00	0.00	0	0	0	0	328000		
10	Ramavtar Kabra	80000	1.09	0	0.00	0.00	0	0	0	0	80000		
11	Badrinarayan B. Kabra	100000	1.37	0	0.00	0.00	0	0	0	0	100000		
12	Badrinarayan B Kabra HUF	100000	1.37	0	0.00	0.00	0	0	0	0	100000		
13	Bankelal B Kabra HUF	100000	1.37	0	0.00	0.00	0	0	0	0	100000		
14	Shyamsunder B Kabra	200000	2.73	0	0.00	0.00	0	0	0	0	200000		
15	Maya Texturisers Pvt Ltd	300000	4.10	0	0.00	0.00	0	0	0	0	300000		



 AHMEDNAGAR DISTRICT OFFICE

16	Kabra Commercial Ltd	200000	2.73	0	0.00	0.00	0	0	0	0	0	0	0	200000
TOTAL		3518800	48.09	0	0.00	0.00	0	0	0	0	0	0	0	3518800

(*) The term "encumbrance" has the same meaning as assigned to it in regulation 28(3) of the SAST Regulations, 2011



(D)(c)(i) Statement showing holding of securities (including shares, warrants, convertible securities) of persons belonging to the category "Public" and holding more than 1% of the total number of shares

Sr. No.	Name of the shareholder	Number of shares held	Shares as a percentage of total number of shares {i.e., Grand Total (A)+(B)+(C) indicated in Statement at para (D)(a) above}	Details of warrants		Details of convertible securities		Total shares (including underlying shares assuming full conversion of warrants and convertible securities) as a % of diluted share capital
				Number of warrants held	As a % total number of warrants of the same class	Number of convertible securities held	% w.r.t total number of convertible securities of the same class	
1	Gaurang Shah	199200	2.72	0	0	0	0	199200
2	Amit P Maheshwari	100000	1.37	0	0	0	0	100000
3	Vinay Premnarayan Maheshwari	100000	1.37	0	0	0	0	100000
4	Radhadevi P Maheshwari	88000	1.20	0	0	0	0	88000
5	Neeraj P. Maheshwari	425600	5.79	0	0	0	0	425600
TOTAL		912800	12.45	0	0	0	0	912800




(D)(c)(ii) Statement showing holding of securities (including shares, warrants, convertible securities) of persons (together with PAC) belonging to the category "Public" and holding more than 5% of the total number of shares of the company

Sr. No.	Name(s) of the shareholder(s) and the Persons Acting in Concert (PAC) with them	Number of shares	Shares as a percentage of total number of shares {i.e., Grand Total (A)+(B)+(C) indicated in Statement at para (D)(a) above}	Details of warrants		Details of convertible securities		Total shares (including underlying shares assuming full conversion of warrants and convertible securities) as a % of diluted share capital
				Number of warrants	As a % total number of warrants of the same class	Number of convertible securities held	% w.r.t total number of convertible securities of the same class	
1	Neerajkumar P Maheshwari	425600	5.82	0	0	0	0	425600
TOTAL		425600	5.82	0	0	0	0	425600



(D)(d) Statement showing details of locked-in shares

Sr. No.	Name of the shareholder	Number of locked-in shares	Locked-in shares as a percentage of total number of shares i.e., Grand Total (A)+(B)+(C) indicated in Statement at para (D)(a) above}
1	THERE IS NO LOCKED IN SHARES	0	0.00
2			0.00
3			0.00
4			0.00
5			0.00
6			0.00
7			0.00
8			0.00
9			0.00
TOTAL		0	0.00

[Handwritten Signature]


(II)(a) Statement showing details of Depository Receipts (DRs)

Sr. No.	Type of outstanding DR (ADRs, GDRs, SDRs, etc.)	Number of outstanding DRs	Number of shares underlying outstanding DRs	Shares underlying outstanding DRs as a percentage of total number of shares i.e., Grand Total (A)+(B)+(C) indicated in Statement at para (I)(a) above}
1	THERE IS NO DEPOSITORY RECEIPT	0	0	0.00
TOTAL		0	0	0.00



