



II OM II

Subject to Ahmedabad Jurisdiction

ARIHANT AVENUES & CREDIT LIMITED

3, Rajesh Apartment, Behind Navgujrat College, Ashram Road, Income Tax : AHMEDABAD - 380 014.
Phone : (Off.) 2754-0790, 27543060 • Fax : 079 - 27542926 • e-mail : kj_kabra@yahoo.co.in

CIN : L65910GJ1995PLC024869

Date : 20th April, 2015

To,
The Bombay Stock Exchange Ltd,
1st Floor, P.J. Towers,
Dalal Street,
Mumbai-400 001
(By Email and Through Speed Post)

Sub : Shareholding Pattern for quarter ended on 31st March, 2015

Dear Sir,

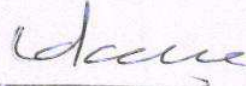
With reference to the Clause 35 of the Listing agreement please find enclosed herewith a copy of the Shareholding Pattern for the quarter ended on 31st March, 2015.

Kindly acknowledge the letter and oblige us.

Thanking You,

Yours faithfully,

For, ARIHANT AVENUES AND CREDIT LTD.


Managing Director
K.J. Kabra

K J KABRA
DIN-00650817

Introductory sub-table (I)(a)

Name of the Company: ARHANT AVENUES AND CREDIT LIMITED			
Scrip Code, Name of the scrip, class of security: 531553 EQUITY SHARES			
Quarter ended: 31ST MARCH, 2015			
Partly paid-up shares:-	No. of partly paid-up shares	As a % of total no. of partly paid-up shares	As a % of total no. of shares of the company
Held by promoter/promoter group	0	0	0
Held by public	0	0	0
Total	0	0	0
AS a % of total no. of shares of the company, assuming full conversion of the convertible securities			
Outstanding convertible securities:- No. of outstanding securities	As a % of total no. of outstanding convertible securities	As a % of total no. of shares of the company, assuming full conversion of the convertible securities	
Held by promoter/promoter group	0	0	0
Held by public	0	0	0
Total	0	0	0
AS a % of total no. of shares of the company, assuming full conversion of warrants			
Warrants:-	No. of warrants	As a % of total no. of warrants	As a % of total no. of shares of the company, assuming full conversion of warrants
Held by promoter/promoter group	0	0	0
Held by public	0	0	0
Total	0	0	0
Total paid-up capital of the company, assuming full conversion of warrants and convertible securities			

7315500



Statement Showing Shareholding Pattern

Category code	Category of Shareholder	Table (I)(a)					Shares Pledged or otherwise encumbered	
		Number of Shareholders	Total number of shares	Number of shares held in dematerialized form	Total shareholding as a percentage of total number of shares		Number of shares	As a percentage
					As a percentage (VI)	As a percentage (A+B+C) (VII)		
(I)	(II)	(III)	(IV)	(V)	(VI)	(VII)	(VIII)	(IX) = (VIII)/(IV)*100
(A)	Shareholding of Promoter and Promoter							
1	Indian							
(a)	Individuals/ Hindu Undivided Family							
		14	3018800	3018800	41.27	41.27	0	0.00
(b)	Central Government/ State Government(s)	0	0	0	0.00	0.00	0	0.00
(c)	Bodies Corporate	2	500000	500000	6.83	6.83	0	0.00
(d)	Financial Institutions/ Banks	0	0	0	0.00	0.00	0	0.00
(e-i)	Any Others(Specify)				0.00	0.00	0	0.00
(e-ii)					0.00	0.00	0	0.00
	Sub Total(A)(I)	16	3518800	3518800	48.10	48.10	0	0.00
2	Foreign							
a	Individuals (Non-Residents Individuals/ Foreign Individuals)	0	0	0	0.00	0.00	0	0.00
b	Bodies Corporate	0	0	0	0.00	0.00	0	0.00
c	Institutions	0	0	0	0.00	0.00	0	0.00



d	Qualified Foreign Investor	0	0	0	0	0.00	0.00	0	0	0.00
e	Any Others(Specify)					0.00	0.00	0		0.00
e-i						0.00	0.00			0.00
e-ii										0.00
	Sub Total(A)(2)	0	0	0	0	0.00	0.00	0	0	0.00
	Total Shareholding of Promoter and	16	3518800			48.10	48.10	0		0.00
(B)	Public shareholding									
I	Institutions									
(a)	Mutual Funds/ UTI	0	0	0	0	0.00	0.00			0.00
(b)	Financial Institutions/ Banks	0	0	0	0	0.00	0.00			0.00
(c)	Central Government/ State Government(s)	0	0	0	0	0.00	0.00			0.00
(d)	Venture Capital Funds	0	0	0	0	0.00	0.00			0.00
(e)	Insurance Companies	0	0	0	0	0.00	0.00			0.00
(f)	Foreign Institutional Investors	0	0	0	0	0.00	0.00			0.00
(g)	Foreign Venture Capital Investors	0	0	0	0	0.00	0.00			0.00
(h)	Qualified Foreign Investor	0	0	0	0	0.00	0.00			0.00
(i)	Any Other (specify)	0	0	0	0	0.00	0.00			0.00
(i-i)						0.00	0.00			0.00
(i-ii)						0.00	0.00			0.00
	Sub-Total (B)(1)	0	0	0	0	0.00	0.00	0	0	0.00
B 2	Non-institutions									
(a)	Bodies Corporate	5	24264							
(b)	Individuals				22864	0.33	0.08			
I	Individuals -i, Individual shareholders holding nominal share capital up to Rs 1 lakh	2506	639336			8.74	8.74			
II	Individual shareholders holding nominal share capital in excess of Rs. 1 lakh.	51	3133100		1042300	42.83	43.08			
(c)	Qualified Foreign Investor	0	0	0	0	0.00	0.00			0.00
(d)	Any Other (specify)	0	0	0	0	0.00	0.00			0.00
(d-i)						0.00	0.00			0.00
	Sub-Total (B)(2)	5	24264	22864	1042300	42.83	43.08	0	0	0.00
	Total Shareholding of Promoter and Institutions	16	3518800	22864	1042300	48.10	48.10	0	0	0.00
	Total Shareholding of Promoter and Institutions	16	3518800	22864	1042300	48.10	48.10	0	0	0.00

N.A.



(d-ii)													
	Sub-Total (B)(2)	2562	3796700	1125700	51.90	51.90							
(B)	Total Public Shareholding (B)= (B)(1)+(B)(2)	2562	3796700	1125700	51.90	51.90							
	TOTAL (A)+(B)	2578	7315500	4644500	100.00	100.00							
(C)	Shares held by Custodians and against which Depository Receipts have been issued												
1	Promoter and Promoter Group	0	0	0	0	0.00							0.00
2	Public	0	0	0	0	0.00							0
	Sub-Total (C)	0	0	0	0	0							0
	GRAND TOTAL (A)+(B)+(C)	2578	7315500	4644500	100	100.00							0.00



(D)(b) Statement showing holding of securities (including shares, warrants, convertible securities) of persons belonging to the category "Promoter and Promoter Group"

Sr. No.	Name of the shareholder	Details of Shares held		Encumbered shares (*)		Details of warrants			Details of convertible securities		Total shares (including underlying shares assuming full conversion of warrants and convertible securities) as a % of diluted share capital
		Number of shares held	As a % of grand total (A) + (B) + (C)	No.	As a percentage	As a % of grand total (A)+(B)+(C) of sub-clause (D)(a)	Number of warrants held	As a % total number of warrants of the same class	Number of convertible securities held	As a % total number of convertible securities of the same class	
(i)	(ii)	(iii)	(iv)	(v)	(vi) = (v)/(iii) * 100	(vii)	(viii)	(ix)	(x)	(xi)	(xii)
1	Krishna Awtar J. Kabra	228000	3.12	0	0.00	0.00	0	0	0	0	228000
2	Krishna Awtar J. Kabra, HUF	200000	2.73	0	0.00	0.00	0	0	0	0	200000
3	Satyanarayan J Kabra	230000	3.14	0	0.00	0.00	0	0	0	0	230000
4	Satyanarayan J Kabra HUF	149800	2.05	0	0.00	0.00	0	0	0	0	149800
5	Jagannath R Kabra	327000	4.47	0	0.00	0.00	0	0	0	0	327000




(D)(c)(i) Statement showing holding of securities (including shares, warrants, convertible securities) of persons belonging to the category "Public" and holding more than 1% of the total number of shares

Sr. No.	Name of the shareholder	Number of shares held	Shares as a percentage of total number of shares {i.e., Grand Total (A)+(B)+(C) indicated in Statement at para (D)(a) above}	Details of warrants		Details of convertible securities		Total shares (including underlying shares assuming full conversion of warrants and convertible securities) as a % of diluted share capital
				Number of warrants held	As a % total number of warrants of the same class	Number of convertible securities held	% w.r.t total number of convertible securities of the same class	
1	Gaurang Shah	199200	2.72	0	0	0	0	199200
2	Amit P Maheshwari	100000	1.37	0	0	0	0	100000
3	Vinay Premnarayan Mahest	100000	1.37	0	0	0	0	100000
4	Radhadevi P Maheshwari	88000	1.20	0	0	0	0	88000
5	Neeraj P. Maheshwari	425600	5.79	0	0	0	0	425600
TOTAL		912800	12.45	0	0	0	0	912800



(D)(c)(ii) Statement showing holding of securities (including shares, warrants, convertible securities) of persons (together with PAC) belonging to the category "Public" and holding more than 5% of the total number of shares of the company

Sr. No.	Name(s) of the shareholder(s) and the Persons Acting in Concert (PAC) with them	Number of shares	Shares as a percentage of total number of shares {i.e., Grand Total (A)+(B)+(C) indicated in Statement at para (I)(a) above}	Details of warrants		Details of convertible securities		Total shares (including underlying shares assuming full conversion of warrants and convertible securities) as a % of diluted share capital
				Number of warrants	As a % total number of warrants of the same class	Number of convertible securities held	% w.r.t total number of convertible securities of the same class	
1	Neerajkumar P. Maheshwari	425600	5.82	0	0	0	0	425600
TOTAL		425600	5.82	0	0	0	0	425600




(D)(d) Statement showing details of locked-in shares

Sr. No.	Name of the shareholder	Number of locked-in shares	Locked-in shares as a percentage of total number of shares {i.e., Grand Total (A)+(B)+(C) indicated in Statement at para (D)(a) above}
1	THERE ARE NO LOCKED IN SHARES	0	0.00
TOTAL		0	0.00



(II)(a) Statement showing details of Depository Receipts (DRs)

Sr. No.	Type of outstanding DR (ADRs, GDRs, SDRs, etc.)	Number of outstanding DRs	Number of shares underlying outstanding DRs	Shares underlying outstanding DRs as a percentage of total number of shares {i.e., Grand Total (A)+(B)+(C) indicated in Statement at para (I)(a) above}
1	NO ADR / GDR /SDR	0	0	0.00
2	issued by the Company			0.00
TOTAL		0	0	0.00



(II)(b) Statement showing holding of Depository Receipts (DRs), where underlying shares held by "promoter/promoter group" are in excess of 1% of the total number of shares

Sr. No.	Name of the DR Holder	Type of outstanding DR (ADRs, GDRs, SDRs, etc.)	Number of shares underlying outstanding DRs	Shares underlying outstanding DRs as a percentage of total number of shares {i.e., Grand Total (A)+(B)+(C) indicated in Statement at para (I)(a) above}
1	No Depository Receipts issued till date	0	0	0.00
TOTAL				0.00

